



"Baloe" Shoalbuster 2308

Lindtsedijk 10E
3336 LE Zwijndrecht
The Netherlands

T: +31 (0)78-6192507
E: chartering@hermansr.com



GENERAL

Yard no. : 1570
 Delivery date : May 2006
 Type : Damen Shoalbuster 2308
 Basic functions : Towing, survey, anchor handling, dredge-, plough- and coastal construction support
 Classification : Bureau Veritas I 3/3 {E} * Coastal Area
 200 miles from shore * MACH
 Nat. Authorities : Dutch Shipping Inspection
 200 miles from coast/ continuous service
 Call sign : PBGI
 I.M.O. No. : 9382463
 MMSI No. : 245431000

DIMENSIONS

Length : 23.35 m
 Width : 8.64 m
 Depth at sides : 2.99 m
 Draft min. : 2.10 m
 Draft max. : 2.40 m
 GT/NT : 123 GT/ 37 NT.

TANK CAPACITIES

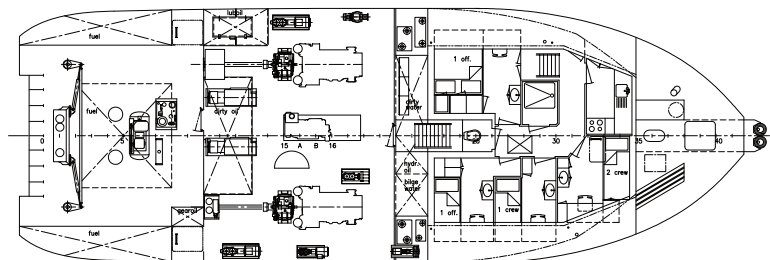
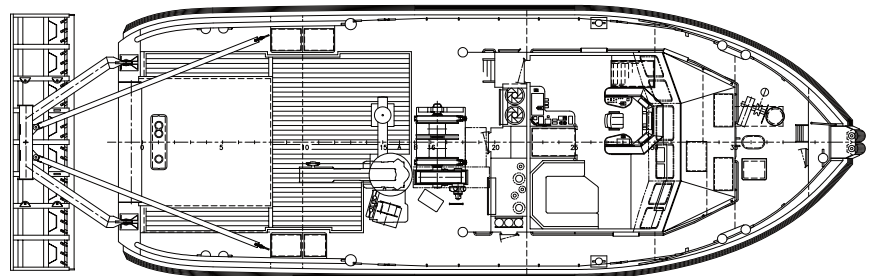
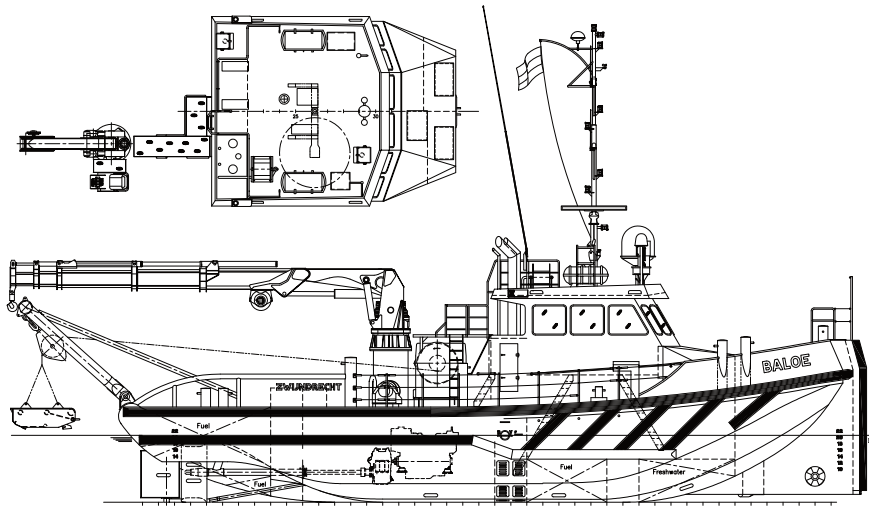
Fuel oil : 45.00 m³
 Fresh water : 13.90 m³
 Lub. oil : 2.0 m³
 Hydraulic oil : 0.9 m³
 Gearbox oil : 0,6 m³

PERFORMANCES

Bollard pull : 22 ton (m)
 Speed : 10.5 knots

PROPULSION SYSTEM

Main engines : 2 x Caterpillar 3412 D
 Total power : 1260 bkW (1720 bhp) at 1800 rpm.
 Gearboxes : 2 x Reintjes WAF 464L/5.042:1
 Propulsion : 2 x Promarin fixed pitch propellers
 Diameter : 2 x 1600 mm in v.d. Giessen
 Optima nozzles
 Bowthruster : 1 x Kalkman 120 HP.
 Rudders : 2x fishtail rudders (65 graden)





"Baloe" Shoalbuster 2308

Lindtsedijk 10E
3336 LE Zwijndrecht
The Netherlands

T: +31 (0)78-6192507
E: chartering@hermansr.com

AUXILIARY EQUIPMENT

- Generator sets : 2 x Hatz 4L41 , 30 kVA,50 Hz , 230/400 V
power : 1 x Cat C9, 187 KW voor Hydraulic
Compressors : 1 x 1.100 ltr/min + 1 x 150 ltr/min.
Transfer pumps : For water and fuel with meters:
SIHI 25 m3/hr at 1.5 bar
Moonpool : Build in bow for clear view with
echosounder 600 x 400 mm

DECK LAYOUT

- Anchors : 1 x 200 kg Pool , 1 x 270 kg Pool (HHP)
Chain : 137.5 m shortlink 19 mm
Anchorhandling winch: Ridderinkhof, 30 ton @ 6 m/min
Deck crane : HS Marine 80 T/m 4SL , 4.4 ton @ 15,5 m
Towing winch : Ridderinkhof , 30 ton @ 6 m/min
Maximum deckload : 10 ton/ m²
Towing pins : 3 x WK Hydraulics
A-Frame : 25 ton SWL A-frame
Plough : Several available
Container capacity : 2x 20"

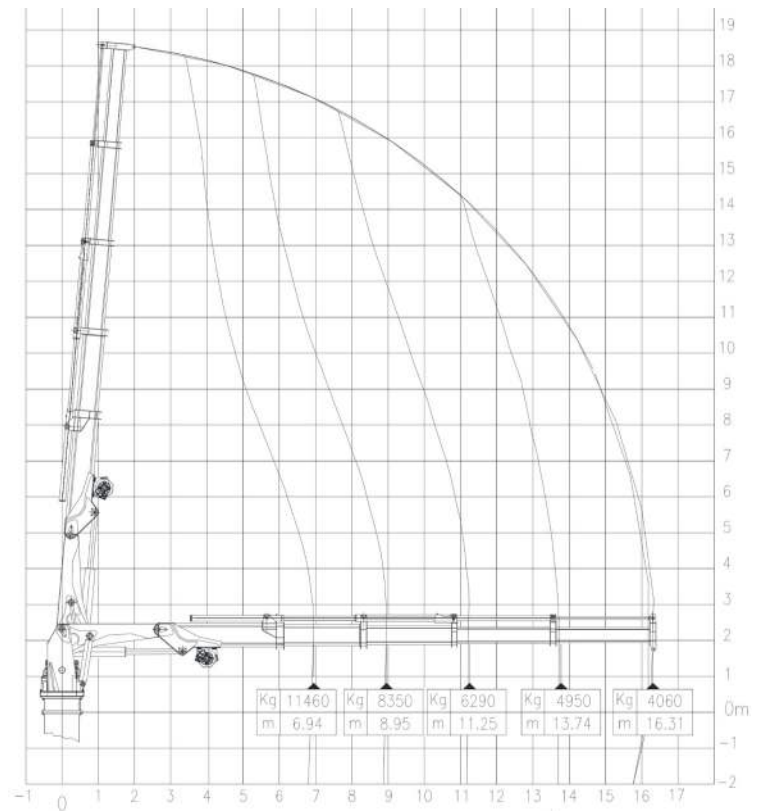
ACCOMODATION

Heated and aircondioned living spaces for six persons, consisting of a captain's cabin , a C.E. cabin ,one single crew cabins, one double crew cabin, a galley and sanitary facilities.

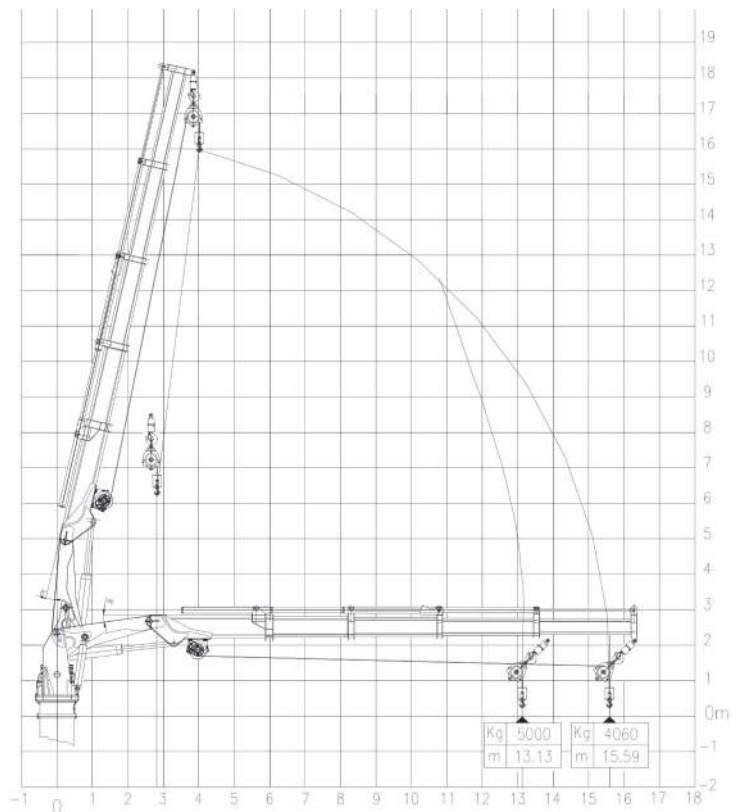
NAUTICAL AND COMMUNICATION EQUIPMENT

- According GMDSS : Area 3
Searchlights : Seematz 2 x 2000 W
Compass : Kotter type, electric repeater
Radar system : Furuno FR-2117+ ARPA
D-GPS/ AIS : MX 420
Plotter : Transas
Gyro compass : Anschutz STS 22
Autopilot : RH Sea/river pilot 75
Echosounder : Furuno FC- 720
VHF radio telephone : 3 x sailor with DSC
Navtex : Furuno NX 500
Rate of turn : ECO 300
SSB : Sailor HT 4610/HC-4500B
V-SAT : 1x Intellian V80G

Crane AKC 115 LHE4 with hook



Crane AKC 115 LHE4 with winch



For more information about chartering please contact us
Telephone: +31 (0)78 619 25 07 - Email: chartering@hermansr.com